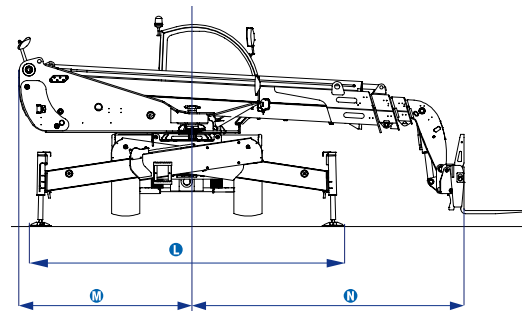
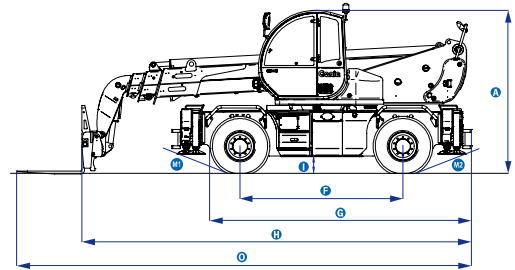


Specifications

Model	GTH™-5021 R	
Measurements	Metric	Imperial
Lifting height maximum with outriggers	20.86 m	68 ft 5 in
Lifting height maximum without outriggers	20.64 m	67 ft 9 in
Lifting capacity maximum	5,000 kg	11,023 lbs
Lift capacity at maximum height	3,000 kg	6,614 lbs
Lift capacity at maximum reach	500 kg	1,102 lbs
Forward reach maximum	18.24 m	59 ft 8 in
Reach at maximum height	3.90 m	12 ft 9 in
A Height	2.99 m	9 ft 9 in
A Height at steering wheel	2.22 m	7 ft 3 in
A Width	2.42 m	7 ft 11 in
A Cab width	0.93 m	3 ft
A Track	1.95 m	6 ft 4 in
A Wheelbase	3.00 m	9 ft 10 in
A Length at front wheels	4.81 m	15 ft 9 in
A Length at fork-holder plate	7.17 m	23 ft 6 in
A Ground clearance	0.36 m	1 ft 2 in
A Overall width, outriggers extended	5.01 m	16 ft 5 in
A Side rear overhang	2.67 m	8 ft 9 in
A Side front overhang	4.40 m	14 ft 5 in
A Overall length	8.37 m	27 ft 5 in
A Obstruction angle		21°
A Departure angle		21°

Measurements



Productivity

Inside/outside turning radius	2.37 m/4.22 m	7 ft 9 in/13 ft 10 in
Break-out force (with 800 L shovel SAE J 732/80)	7,700 kg	16,975 lbs
Towing capacity at dynamometer*	7,240 kg	15,961 lbs
Drive speed max.	30 km/h	18 mph
Fork-holder plate rotation		138°
Tyres (DIN 70361)	18R19.5 TL XF 10 holes wheel disc	
Lifting/lowering speed*	22 sec./17 sec.	
Extension/retraction speed*	42 sec./24 sec.	

Power

Engine	Perkins 854E-E34TA turbo diesel 83 kW (111 hp), stage IIIB Perkins 1104D-E44T turbo diesel 75 kW (100 hp), stage IIIA	
Transmission	Hydrostatic variable displacement pump linked to variable displacement motor. Both piston type.	
Service pumps	Boom & Control system gear pump type: 280 Bar, 95L/min. Service Brake gear pump type: 180 Bar, 30 L/min.	
Petrol tank capacities	205 L	54 gal
Engine oil capacities	8 L	2.1 gal
Hydraulic oil tank capacities	220 L	58 gal

Weight** 17,180 kg 37,875 lbs

Standards Compliance

EU Machinery Directive 2006/42/EC

Operating cab conforms to ISO3471 (ROPS) and ISO3449 (FOPS)

Low emission engine conforms to EU Directive 97/68/EC Stage III and 2004/26/EC

Noise emission conforms to EU Directive 2000/14/EC (LpA=83 dB, LwA=103dB)

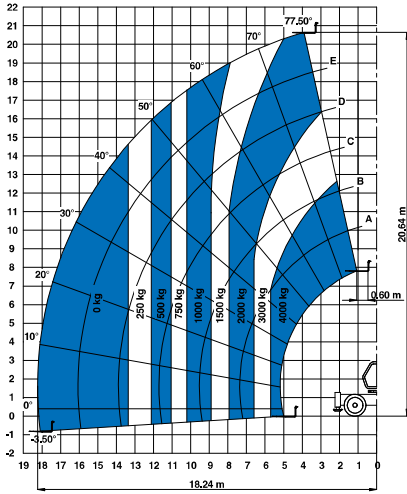
Vibration levels according to EN13059:2002 (hand-arm <2.5m/s², whole body 0.23m/s²)

* Without load

** Weight will vary depending on options and/or country standards

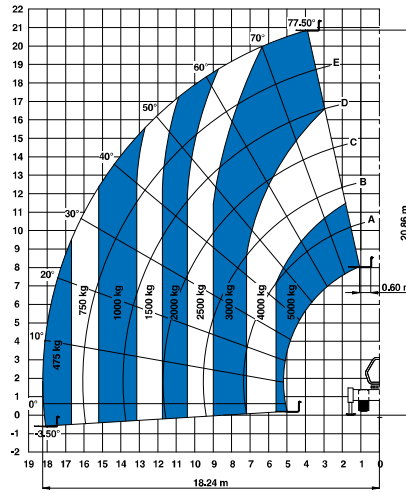
Load Charts

On wheels with forks

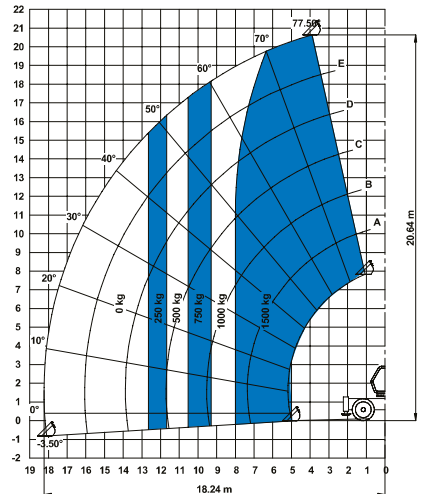


Under EN1459, Annex B

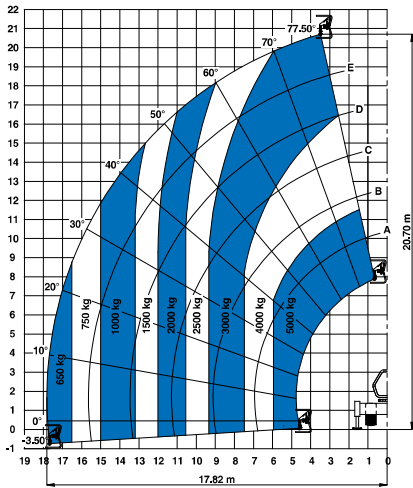
On outriggers with forks



On wheels with 800 L shovel

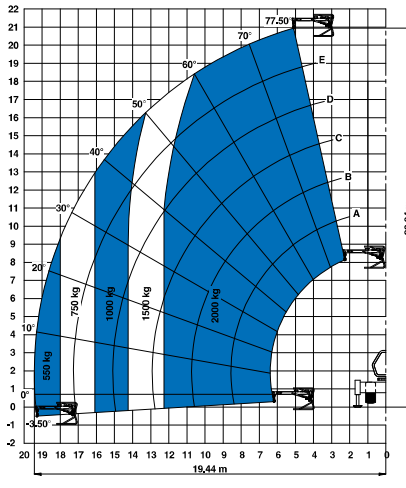


On outriggers with 5t fixed hook on plate

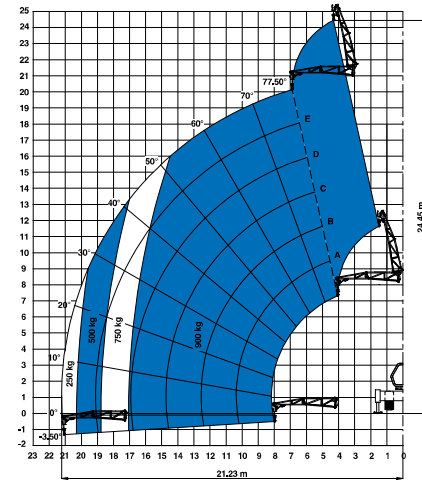


Under EN1459, Annex B

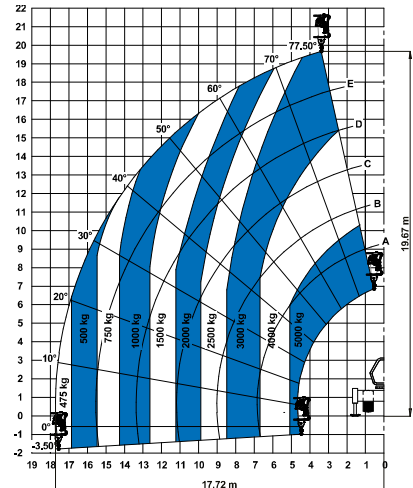
On outriggers with 2m jib (mechanical)



On outriggers with 4m jib (mechanical/hydraulic)

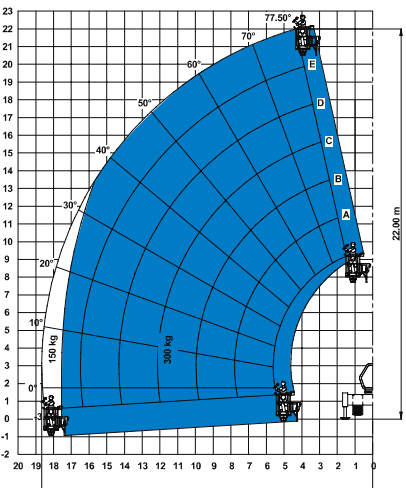


On outriggers with 5t hydraulic winch

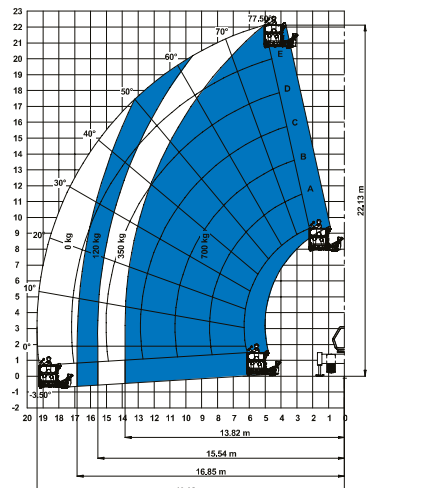


Under EN1459, Annex B

On outriggers with 2P-300F manplatform

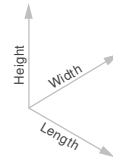


On outriggers with 3P-700REM 4400 manplatform






Attachment Options





Dimension References



Fork attachments

	Part Number	Description	Payload	Width	Length	Height	Weight
	55.0750.0082	Floating forks	5,000 kg	1,385 mm	1,560 mm	1,260 mm	390 kg
	55.0750.0085	FEM 3 plate and forks kit	5,000 kg	1,380 mm	1,540 mm	1,135 mm	445 kg
	59.0601.5026	Hydraulic FEM 3 forks side-shift +/- 100 mm	5,000 kg	1,370 mm	1,580 mm	1,130 mm	520 kg



Bucket and shovel attachments

	Part Number	Description	Width	Length	Height	Weight	Hyd. flow max.
	59.0201.9008	800 L loading shovel	2435 mm	1070 mm	940 mm	450 kg	
	59.0401.2012	500 L concrete bucket manual discharge	1110 mm	1110 mm	1320 mm	230 kg	
	59.0401.2013	500 L concrete bucket hydraulic discharge	1110 mm	1110 mm	1320 mm	244 kg	60/220 L/min/bars
	59.0401.2014	800 L concrete bucket manual discharge	1110 mm	1110 mm	1520 mm	250 kg	
	59.0401.2015	800 L concrete bucket hydraulic discharge	1110 mm	1110 mm	1520 mm	264 kg	60/220 L/min/bars
	59.0401.2016	500 L concrete mixing bucket full hydraulic	990 mm	1650 mm	880 mm	550 kg	60/220 L/min/bars
	59.0401.2017	Brick holder basket	800 mm	1110 mm	1150 mm	120 kg	

Handling and lifting attachments

	Part Number	Description	Payload	Width	Length	Height*	Weight
	59.0700.9013	5T fixed hook on plate	4,000 kg	1,335 mm	830 mm	1,070/1,110 mm	160 kg
	59.0802.3027	2 m/2,000 kg mechanical jib	2,000 kg	1,335 mm	2,290 mm	800/1,080 mm	255 kg
	59.0802.3028	4 m/900 kg mechanical jib	900 kg	1,190 mm	4,450 mm	980/1,220 mm	245 kg
	59.0802.3029	4 m/900 kg hydraulic jib	900 kg	1,190 mm	4,485 mm	1,610/1,220 mm	320 kg
	59.0901.9015	4T hydraulic winch	4,000 kg	1,335 mm	830 mm	1,840/1,260 mm	380 kg
	59.0901.9008	5T hydraulic winch	5,000 kg	1,335 mm	835 mm	1,265/2,050 mm	470 kg

Work platform attachments

	Part Number	Description	Payload	Width**	Length	Height	Weight
	59.1111.6014	Rotating and extendable +/-90° 3 persons max.	700 kg	2520 mm up to 4,610 mm	2110 mm	1850 mm	920 kg
	59.1111.6013	Fixed non extendable 2 persons max.	300 kg	2300 mm	1490 mm	1710 mm	400 kg

* Legs folded up/down
** Stowed/extended

Features

Standard Features

Measurements

- ☑ 5,000 kg (11,023 lb) maximum lift capacity
- ☑ 20.86 m (68 ft 5 in) maximum lift height
- ☑ 18.24 m (59 ft 10 in) maximum forward reach

Productivity

- ☑ 4 x 4
- ☑ 4 - wheel steer
- ☑ 3 steering modes:
 - front wheel steer
 - crab steer
 - coordinated steer
- ☑ Hydraulic line on boom
- ☑ Electrical line on boom
- ☑ Power assisted steering
- ☑ Front and rear outriggers
- ☑ 400 rotation (200 left, 200 right)
- ☑ Hydrostatic transmission with variable displacement pump and motor linked with a 2-speed mechanical gearbox
- ☑ Multifunction electro-proportional 5x1 joystick
- ☑ Limited slip differential on front axle
- ☑ Attachment holder plate - mechanical coupling
- ☑ Two-section door (glass upper/steel lower)
- ☑ Angle and length indicators on boom correspond to load charts
- ☑ Adjustable suspended seat with operator detection seat contact switch
- ☑ Battery disconnection switch
- ☑ Adjustable steering wheel

Standard Features

- ☑ Front & rear windscreen wipers
- ☑ Sunshield
- ☑ Roof protection grid
- ☑ Two side view mirrors & rear fish eye mirror
- ☑ Front & rear road lights
- ☑ Side mounted engine for easy access to components
- ☑ Oil immersed, multi-disc brakes on both axles
- ☑ Lockable fuel tank
- ☑ Lockable storage box
- ☑ Maintenance collar
- ☑ Rear wheel alignment system
- ☑ Road/jobsite switch
- ☑ Stability and load control system:
 - Load moment indicator with LEDs
 - Payload value numeric indicator
 - Audible alarm
 - Automatic lock-out of boom extension and lowering
 - Automatic lock-out of outriggers
 - Automatic lock-out of rear axle

Power

- ☑ Perkins turbo charged, air cooler diesel engine 183 kW (111 hp), stage IIIB
- ☑ Perkins turbo charged diesel engine 75 kW (100 hp), stage IIIA

Tyres

- ☑ 18R19.5 TL XF 10 holes wheel disc

Options & Accessories

Productivity

- ☑ 360° Continuous rotation
- ☑ Chassis leveling +/- 7°
- ☑ Air conditioning
- ☑ Additional hydraulic line on boom
- ☑ Hydraulic quick coupling for attachments
- ☑ Adjustable spotlight on boom
- ☑ Adjustable spotlight on cab
- ☑ Windshield protection grid
- ☑ Wiper on cab roof
- ☑ Trailer coupling
- ☑ Outriggers extension plates
- ☑ Biodegradable hydraulic oil
- ☑ 10 t hydraulic jack + 24 mm box wrench
- ☑ Left-hand joystick
- ☑ Radio remote control
- ☑ Concrete mixing bucket pre-arrangement
- ☑ Work platform attachment pre-arrangement
- ☑ Comfortable seat/ergonomic armrest
- ☑ Radio MP3
- ☑ Keypad unlocking device
- ☑ Track and trace
- ☑ 12 V charger
- ☑ Visible and audible crane warning light on cabin roof

Tyres and Wheels

- ☑ Spare wheel 18R19.5 TL XF
- ☑ Foam filled tyre 18R19.5
- ☑ Foam filled spare wheel 18R19.5

Attachments

- ☑ Floating forks L 1200 mm, section 150x50 mm
- ☑ FEM 3 plate and forks kit
- ☑ FEM 3 forks with hydraulic side-shift (+/-100 mm)
- ☑ 800 L loading shovel
- ☑ 500/800 L concrete bucket (manual or hydraulic discharge)
- ☑ 500 L concrete mixing bucket (full hydraulic)
- ☑ Brick-holder basket
- ☑ Fixed hook on plate
- ☑ 2 m mechanical extension jib, 2,000 kg capacity
- ☑ 4 m mechanical or hydraulic extension jib, 900 kg capacity
- ☑ 4 t / 5 t hydraulic winch
- ☑ Fixed work platform
- ☑ Rotating and extendable work platform



03/16. Part No. B180020UK

United Kingdom

The Maltings, Wharf Road, Grantham NG31 6BH, T: +44 800 988 3739 (toll free), Fax +44 (0)1476 584334, Email AWP-InfoEurope@terex.com
Visit www.genielift.co.uk/locations to view our global locations list.

Worldwide Manufacturing And Distribution

Australia · Brazil · Caribbean · Central America · China · France · Germany · Italy · Japan · Korea · Mexico · Russia · Southeast Asia · Spain · Sweden · United Arab Emirates · United Kingdom · United States

Product specifications and prices are subject to change without notice or obligation. The photographs and/or drawings in this document are for illustrative purposes only. Refer to the appropriate Operator's Manual for instructions on the proper use of this equipment. Failure to follow the appropriate Operator's Manual when using our equipment or to otherwise act irresponsibly may result in serious injury or death. The only warranty applicable to our equipment is the standard written warranty applicable to the particular product and sale and we make no other warranty, express or implied. Products and services listed may be trademarks, service marks or trade names of Terex Corporation and/or their subsidiaries in the USA and many other countries. Genie is a registered trademark of Terex South Dakota, Inc. © 2016 Terex Corporation.

